

Pure Update: Personal User Overview

This guide provides information for using each component in the new personal user overview that will be present in January 2022. Comparisons are provided with the previous personal layout to ensure you experience the easiest transition possible.

Contents

Why has there been an overview update?	1
New Layout of Personal User Interface	2
Features	3
Researcher Profile	3
Adding new content.....	3
Content Inventory	3
Project Overview.....	4
Individual projects.....	4
PlumX metrics	5
PlumX Metrics per research output.....	6
Teaching and Supervision:	6
Research Network Overview	7

Why has there been an overview update?

The new Personal User Overview provides a simplified interface and includes updates with improvements to content, font and colour selection for accessibility, and overall view.

To note:

- The overview is available to you and users with viewing rights, including Pure administrators, support staff, and trusted users only.
- The personal overview is not publicly visible.
- This is not your portal profile.

New Layout of Personal User Interface

Pure
Log out

Researcher profile information

Thomas Mullin Andersson

My public profile

Curricula vitae (2)

FAAR for Sep 1 2017 → Aug 31 2018

orcid.org/0000-0001-6348-5498

PlumX researcher level metrics

102 ²¹	11	297	2	65 ⁴⁷
Usage	Captures	Social Media	Mentions	Citations

Sum of PlumX metrics for 9 of your 10 research outputs in Pure and updates since last login time.

Content inventory

Research outputs (167)	Activities (15)	Datasets (3)	Impacts (1)	Prizes (1)	Press/Media (1)
Paper: 58, Article: 52, Conference contribution: 33, Editorial: 15, Poster: 7	Membership of committee: 6, Consultancy: 6, Invited talk: 1		Impact - For External Portal: 1	Election to learned society: 1	Press/Media: 1

Projects overview

Projects

Subtle view range: 2012 - 2021

- Social capital and urban phenomena
- Anticlimax: or vilfarðisþátturinn eftir þá helga aðskilnaðsferling
- Nordic Centre of Excellence in White Research
- NETWORKS
- New Challenges, Politics and Changing Values: Danish Welfare Architecture in a Comparative Perspective
- Danish SSP-Programme
- Metabolic States: Samfundsökunargætt: Fæðingstíð og fæðingstíðir og fæðingstíðir í deildinni og í deildinni, (samfundsökun)

Awards (7) Projects (14)

Running: 60.00 Adm: 8

Add new content

+ Add content

Tasks and notifications

Tasks

- 2 Applications are waiting to be pushed to next workflow step
- 1 Award is waiting to be pushed to next workflow step
- 1 Prizes are waiting to be pushed to next workflow step

Notifications

- 1 month ago: **atig** added you as author of: Clinical observations associated with pruritus and unpruritus cases in the ESCRS study of prophylactic endophthalmitis after cataract surgery
- 1 month ago: **atig** added you as author of: 11 beta-hydroxyacid dehydrogenase Type 2 (11 beta-HSD2) knockout mice as model of perinatal glucocorticoid programming
- 1 month ago: **atig** added you as author of: Activity-Dependent Bulk Endocytosis and Calcium-Dependent Endocytosis Regulate Specific Synaptic Vesicle Pools in Central Nerve Terminals

Assessment overview

REF2021 proposed outputs

Propose new research outputs or modify existing selections

- 1st Dight attention points when evaluating large scale public sector reforms
Research output: Chapter in Book/Report/Conference proceeding • Chapter
- 3rd Indretnings adgang til den universelle velfærdstilstand
Research output: Working paper
- 4th Promises of hope or threats of domination? Chinese training in Greenland
Research output: Contribution to journal • Article
- Alt KeywordGroupContainedTest: comparing Chinese, Russian and US companies in Germany
Research output: Contribution to journal • Article

This list includes both outputs you personally proposed (or were proposed on your behalf), and those proposed by your co-authors.

Teaching and supervision overview

My supervision and lectured courses

My current students and staff My former students and staff

Anthony Johnson
Doctor of Philosophy
Project title: An examination of the associations between cats and dogs
Supervisor 100%
7/10/14 → ...

Kelly Smith
Project title: PhD studentships in applied mathematics
Supervisor 50%
1/1/11 → ...

Sharon Thompson
Lic. Doctor of Philosophy
Project title: Testing the effectiveness of psychological and pharmacological interventions
Supervisor 25%
1/10/17 → ...

Kelly Miller
Lic. Doctor of Philosophy
First/primary/lead supervisor
Project title: Determinants of physical and mental health in Europe
Supervisor 50%
1/10/16 → ...

Student theses (5) Supervised: 5

PHD submissions (2) Supervised: 2

Courses (1) Lectured: 1

Research relation and collaboration overview

Research network

Relations Co-authorships

The graph is reduced to the latest content because there is too much data to show. Showing 10 out of 50. [Show more content](#)

Select which relation to show on graph: Address Assoc Cowork Organisational units Press Press/Media Prizes Projects Supervisorships

Top co-authorships on research outputs			Top organisation affiliations on research outputs		
John Doe	Michael Jensen	Anne Maria Schmidt	Physics department	The Faculty of Science	Computer Library Center
4	3	3	3	2	2

Features

Researcher Profile



Thomas Mullin Andersson

- 1 My public profile
- 2 Curricula vitae (2)
- 3 FAAR for Sep 1 2017 -> Aug 31 2018
- 4 orcid.org/0000-0001-6348-5498
- 5 Edit profile

Your main information is displayed in the researcher profile. This includes your:

1. Public Profile (Pure Portal Profile)
2. CVs created and options to create a CV
3. FAAR report, downloadable in .docx or .pdf format
4. ORCID ID and options to authenticate your ID
5. Options to edit your profile

By clicking '**Edit profile**', options to add Scopus IDs, add profile photos, links and information, academic qualifications, and fields of research, are still available.

Previous Editing Profile Overview:

To edit your profile, you would previously click on the '**edit profile**' button (shown below) located in the personal overview. An editing panel would open including the same options: add Scopus IDs, add profile photos, links and information, academic qualifications, and fields of research.



Edit profile...add research interests, ORCID, Scopus id and weblinks

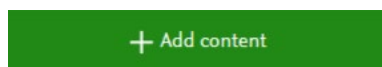
My research My profile Supervision Propose outputs for REF2021

Organisational affiliations

Staff

Adding new content

You can add content in the same way as before. The '+Add content' button will open the standard window to use a template to create or import new content.



Content Inventory

The content inventory contains an overview of all your content in Pure. Content types are arranged by the count of each sub-type. The selected content type and sub-type will be opened in an overview editor when clicked on.



Research outputs (167)					Activities (15)			Datasets (3)	Impacts (1)	Prizes (1)	Press/Media (1)
Paper	Article	Conference contribution	Editorial	Poster	Membership of committee	Consultancy	Invited talk	Dataset	Impact - For External Portal	Election to learned society	Press/Media
58	52	33	15	7	6	6	1	3	1	1	1

Previous Content Inventory Overview:

The image below contains an overview of the previous content inventory tab which includes all content types and sub-types.

My research | My profile | Supervision | Propose outputs for REF2021

Overview | Research outputs | Activities | Applications | Awards | Projects

Research outputs	148
Article	104
Conference contribution	21
Abstract	8
Chapter	7
Book	3
Paper	2
Comment/debate	1
Conference article	1
Editorial	1

704 Web of Science citations on 70 research outputs
135 downloads on 15 research outputs
1,227 Scopus citations on 104 research outputs

Applications	66
Grant	65
Outline	1

Projects	39
Grant	39

Activities	1
Attending/organising a Conference	1

Awards	40
Grant	40

Project Overview

The project overview contains a summary of your projects and associated outputs, allowing you to view if your projects and their content are complete. This is displayed in an overall timeline below.



- (1) An option to select the time range you would like to view the timeline.
- (2) Specific project overviews shown for your projects and individual research outputs.
- (3) Related output running within a specific project's timeline.
- (4) Projects are ordered by start date, with the earliest at the top. Projects with no end date are shown with an ellipsis (...).
- (5) Projects with no start or end date only show the project title.

Individual projects

When you click on an individual project, a box will pop up showing the timeline for this project (as shown below).

Improved visual interface for project overviews 1

Vestdam, T.
12/1/01 → ... 2
Project: Research project

 Edit project 3

13 Captures | 1 Citations 4

Sum of PlumX metrics for 3 of your 5 research outputs in Pure and updates since last login date

12/1/01 - ...

Select time rang

2003-2006



• Updates in PlumX metrics since last login

Maintaining Program Understanding - issues, tools, and future directions 7

Vestdam, T. & Nørmark, K., 2004, 14 p. Turku Center for Computer Science.
Research output: Other contribution

33 Captures | 1 Citations 8 See details

- (1) Project title
- (2) Project active period
- (3) Option to edit the project
- (4) PlumX metrics shown with the research output of your project
- (5) Project timeline
- (6) Outputs with updated PlumX data are displayed with an orange ring and orange badge icon. Clicking on this icon will ring up a list of the research outputs.
- (7) Title link, and if clicked will open the research output editor window.
- (8) Associated PlumX metrics. Clicking on '**see details**' will open a summary for the chosen research output.

PlumX metrics

This area details a summary of all your research outputs with PlumX metrics. For example, see the image below.



Sum of PlumX metrics for 9 of your 10 research outputs in Pure and updates since last login date. 2 3

[Read more about PlumX](#) [View research outputs with PlumX data](#)

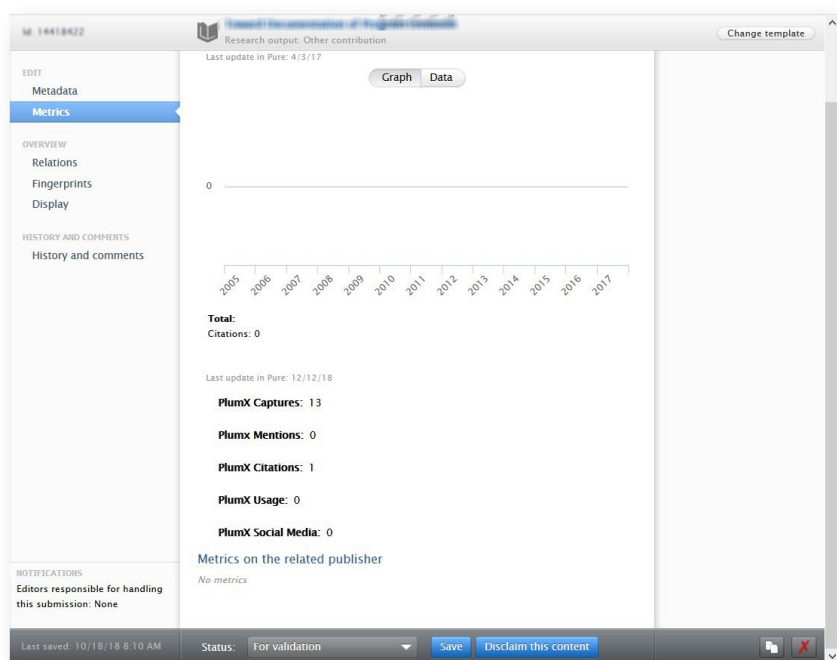
1

4

- (1) This link will direct you to <https://plumanalytics.com/learn/about-metrics/> to find out more about PlumX metrics.
- (2&3) An example of how many of your research outputs connected to PlumX is shown in the summary and in total.
- (4) A link to view all your research outputs connected to PlumX in Pure.

PlumX Metrics per research output

You can view PlumX metric counts for your chosen output by clicking on the 'Metrics' tab shown in the overview editor below.



Teaching and Supervision:

A new overview of your students and lectured courses is provided which includes:

- (1) Current and former students
- (2) Student name
- (3) Project title
- (4) Your percentage share of supervision
- (5) The supervision period
- (6) Student theses, PhD submissions, and courses related to your teaching and supervision activities.

Clicking on the appropriate link will direct you to the required overview.

My students and lectured courses

My current students and staff My former students and staff ¹

Anthony Johnson ²
Doctor of Philosophy
Project title: An examination of the associations between cats and dogs ³
Supervisor 33% ⁴
7/10/14 → ... ⁵

Kelly Smith
Project title: PHD studentships in applied mathematics
Supervisor 50%
2/11/11 → ...

Sharon Thompson
Live: Doctor of Philosophy
Project title: Testing the effectiveness of psychological and pharmacological interventions
Supervisor 25%
1/10/17 → ...

Kelly Miller
Live: Doctor of Philosophy
First/primary/lead supervisor
Project title: Determinants of physical and mental health in Europe
Supervisor 50%
1/10/16 → ...

Student theses (5) ⁵
Supervised

PhD submissions (2) ²
Supervised

Courses (1) ⁶
Lectured

Previous Teaching and Supervision Overview:

A previous layout is provided below of the supervision tab located in your Profile. This displayed a list of current students you supervise and details of this supervision in a list format.

Current students (4)

Research Network Overview

The new overview provides an updated map that allows you to interact with, and view your connections, research output, activities, co-authors, and affiliations.

The map includes:

- (1) The ability to change between showing all content connections in your network or co-authorships
- (2) Place yourself as the focus point in the map
- (3) Zoom in or out options.
- (4) The University is placed at the top of the map if you select this option.
- (5) You can change the university as the focus point,
- (6) or view the details of the university through the editor window when selected.

Research network

The screenshot displays the 'Research network' interface. At the top, there are tabs for 'Relations' and 'Co-authorships', with a red circle '1' next to 'Co-authorships'. To the right, there are icons for 'Set me as focus' (red circle '2'), 'Arrange' (red circle '3'), 'Zoom in', and 'Zoom out'. Below the tabs, a profile card for 'Thomas Mullin Andersson' (red circle '4') is shown, with 'Set as focus' (red circle '5') and 'View details' (red circle '6') buttons. The main area is a network graph with 'Thomas Mullin' at the center, connected to various nodes representing research outputs and affiliations. At the bottom, there is a filter bar (red circle '7') with 'Research outputs' selected (red circle '8'). Below the filter bar, there are two summary tables (red circles '9' and '10').

The graph is reduced to the latest content because there is too much data to show. Showing 50 out of 991. [Show more content](#)


Select which relation to show on graph [Reset to default selection](#)


Activities X Awards X Datasets X Organisational units X Persons X Press/Media X Prizes X Projects X Research outputs X

Top co-authorships on research outputs			Top organisation affiliations on research outputs		
John Doe	Michael Jensen	Anne Maria Schmidt	Physics department	The Faculty of Science	Computer Library Center
4	3	3	3	2	2

Previous Research Network Overview

Your research network would previously be displayed in the panels below, detailing both people and organisations that you have collaborated with. To view your research network map, you would previously click on '**view graph of relations**'. An example of this button is shown below.

 Research output network – persons

 Research output network – organisational units

