





















Name: \_\_\_\_\_

1. Find a tree with a tag on it, and identify which tree it is, by looking at the features.

2. Circle which of the below features you can see today on each tree – you are very unlikely to see them all!

	Tree Shape	Tag Number?	Branch and Buds	Leaf shape	Flowers	Fruits
Birch						
Rowan						
Alder						
Oak				 <small>ile Oak</small>		

3. Circle which Month it is – have you seen the features that you would expect to?

Winter			Spring			Summer			Autumn		
Dec	Jan	Feb	Mar	Apr	May	June	July	Aug	Sept	Oct	Nov