


A quick guide to ORCID



Francesca Soldati
Open Research Advisor



In this session:



1. The Need for Researcher Identification
2. What is ORCID?
3. Benefits of ORCID
4. How to Obtain and Manage an ORCID
5. Integrating ORCID into Research Workflow

1. The Need for Researcher Identification



Evolving research landscape

Unsolved issues in authorship attribution in popular databases

- Inaccuracy in information sciences
- Inaccurate authors' records and metrics
- Low discoverability
- Difficulty in managing research records

2. What is ORCID?

ORCID is a not-for-profit organisation which aims to eliminate name ambiguity and accurately connect authors to their works, projects and institutional affiliations throughout their careers.

ORCID iD: a unique persistent digital identifier free of charge to researchers.

- belongs to you and stays with you throughout your career.

ORCID record: comprehensive CV connected to your ORCID iD

Programming interfaces (APIs): enable interoperability between your ORCID and other organisations and platforms

www.orcid.org

ORCID

stands for

Open Researcher and Contributor ID

3. Benefits of ORCID for Researchers

- Ensuring proper attribution of research outputs, reducing ambiguity and improving authorship recognition
- Enhancing discoverability and visibility of your research
- Allowing to keep track of peer-reviewed work maintaining confidentiality
- ORCID is interoperable and works with institutions, research funders, and publishers across the world → saves you admin time and increase data accuracy across systems
- ORCID is recommended by most funders and ¿next REF?



3. Benefits of ORCID for Institutions

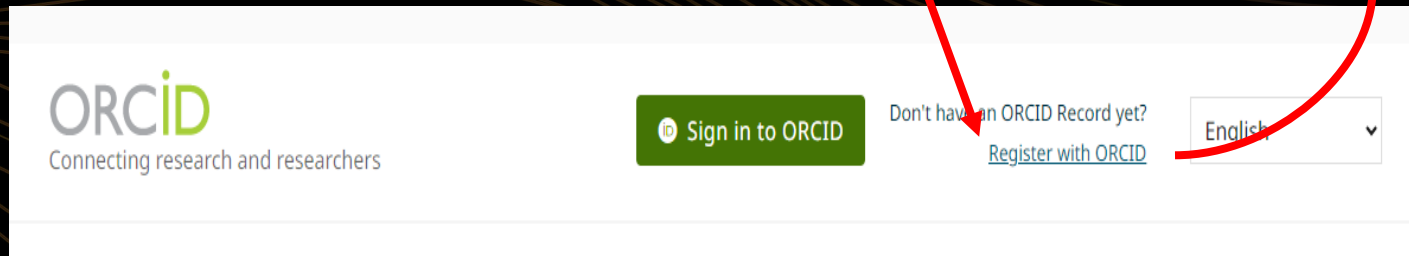
- Accurate attribution of work produced by affiliated researchers to the University → increase in visibility and prestige
- ORCID simplifies research management processes streamlining workflows related to grants, publications, and other scholarly activities → higher accuracy and integrity of data

ORCID adoption across the globe



4. How to Obtain and Manage an ORCID

To create your ORCID go to www.orcid.org and click on the “**Register with ORCID**” link at the top of the page.



Then you'll need only your name and email

A screenshot of the "Create your ORCID iD" registration form, specifically "Step 1 of 4 - Names and emails". The form includes a header with the title and step number, a paragraph of text with links to "terms of use" and "Sign In", and several input fields. A red arrow points from the "Register with ORCID" link in the previous screenshot to the top of this form. The form sections are: "Your names" with a "Given names" field (placeholder: "The names you most commonly go by") and an optional "Family names" field (placeholder: "Your family name or surname"); "Your email addresses" with a "Primary email" field (placeholder: "The email address you use most") and a "Confirm primary email" field; and an optional "Additional email" field (placeholder: "Add an additional email").

Create your ORCID iD
Step 1 of 4 - Names and emails

Per ORCID's [terms of use](#), you may only register for an ORCID iD for yourself. Already have an ORCID iD? [Sign In](#)

Your names

Given names

Family names (Optional)

Your email addresses

Primary email

Additional email (Optional)

4.1 Manage your ORCID record

EDIT PERSONAL INFORMATION

Names

First Name
David T

Last Name
Palmer

Published Name
DT Palmer Public

Other Names
David T Palmer; 팔머 데이비드; 파머 데이비드 Public

About Me

Biography
David Palmer is an Associate University Librarian for Digital Strategies & Technical Services and Principal Investigator for The HKU Scholars Hub at The University of Hong Kong, where his career.

Keywords

Country
Hong Kong SAR China Public

Add other versions of your name here

Account settings




Defaults

> Email frequency

> Language

∨ Visibility

By default, what visibility should be given to new items added to your ORCID Record?

-  **Everyone** (87% of users choose this)
-  **Trusted Organizations** (5% of users choose this)
-  **Only me** (8% of users choose this)

[More information on visibility settings](#)

Other IDs:

Scopus Author ID:
26634245300

Works (2)

Select all (2) Items currently selected (0)

Long-term memory of relative reward val

Biology Letters
2017-02-28 | Journal article
DOI: [10.1098/rsbl.2016.0853](https://doi.org/10.1098/rsbl.2016.0853)
CONTRIBUTORS: Frai

Source: Crossref

Plant ecology meets animal cognition: im

Plant Ecology
2016-09-16 | Journal article
DOI: [10.1007/s11258-016-0652-3](https://doi.org/10.1007/s11258-016-0652-3)
CONTRIBUTORS: Eli

Source: Francesca Soldati

Link works

[More information about linking works to your ORCID record](#)

Available Search & Link wizards (17)

Work type:

Geographical area:

Airiti
Enables users to import metadata from Airiti, including journal papers, proceedings, dissertations, and books. Scholars can e... [Show more](#)

BASE - Bielefeld Academic Search Engine
BASE is one of the world's most voluminous academic search engines. It searches metadata about more than 100 million document... [Show more](#)

Crossref Metadata Search
Import your publications from Crossref's authoritative, publisher-supplied metadata on over 70 million scholarly journal and ... [Show more](#)

DOE / OSTI
Search over 3 million energy and basic science research result records from the US Department of Energy (DOE) and predecessor... [Show more](#)

DataCite
Enable the DataCite Search & Link and Auto-Update services. Search the DataCite Metadata Store to find your research datasets... [Show more](#)

Deutsche Nationalbibliothek (DNB)

+ Add Sort

[Show more detail](#)

[Show more detail](#)

The screenshot shows a researcher profile page with the following sections:

- Names:** A section for the researcher's name, currently blank.
- Biography:** A section for the researcher's biography, currently blank, with a privacy setting of "Only me".
- Activities:** A section containing several expandable categories:
 - Employment (5):** 5 items, with "Add" and "Sort" options.
 - Education and qualifications (7):** 7 items, with "Add" and "Sort" options.
 - Professional activities (0):** 0 items, with "Add" and "Sort" options.
 - Funding (0):** 0 items, with "Add" and "Sort" options.
 - Works (3):** 3 items, with "Add" and "Sort" options.

On the left side, there are several other sections:

- 0000- [redacted] '007:** A section with a "Preview public record" link.
- Emails:** A section with one email address: [redacted]@mail.com.
- Websites & social links:** A section with one link: "University of Aberdeen profile page".
- Other IDs:** A section with three IDs: "Scopus Author ID [redacted]", "Scopus Author ID [redacted]", and "ResearcherID: GP [redacted]".
- Keywords:** A section for keywords.
- Countries:** A section for countries.

You can download the content as CV

The 'Works' section includes all types of research outputs you want to showcase



It is the most comprehensive researcher profile

Customise the visibility of your profile

The screenshot displays a research profile page with a left-hand navigation menu and a main content area. The navigation menu includes sections for Emails, Websites & social links, Other IDs, Keywords, and Countries, each with an edit icon. The main content area is divided into several sections: Biography (visibility: Only me), Activities (Expand all), and Employment (5 items). The Employment section is expanded to show three entries, each with a visibility dropdown and an edit icon. The first entry is 'University of Aberdeen: N/A, GB' (visibility: Only me), the second is 'University of Aberdeen: Aberdeen, GB' (visibility: Trusted), and the third is 'University of Aberdeen: Aberdeen, GB' (visibility: Everyone). Each entry includes a date range, a description, a 'Show more detail' link, and a source.

Navigation Menu:

- Emails (edit icon)
- Websites & social links (edit icon)
- Other IDs (edit icon)
- Keywords (edit icon)
- Countries (edit icon)

Biography: Only me (visibility dropdown), edit icon

Activities: Expand all

Employment (5): Add, Sort

University of Aberdeen: N/A, GB: Only me (visibility dropdown), edit icon

Employment [Show more detail](#)

Source: University of Aberdeen - PURE

University of Aberdeen: Aberdeen, GB: Trusted (visibility dropdown), edit icon

2022-04-01 to present | vices) [Show more detail](#)

Employment

Source: Francesca Soldati

University of Aberdeen: Aberdeen, GB: Everyone (visibility dropdown), edit icon

2021-02-01 to 2 es) [Show more detail](#)

Employment

Source: Francesca Soldati

started

5. Integrating ORCID into Research Workflow

You can link your unique ORCID identifier with:

- Databases → Scopus, Web Of Science, CrossRef, Datacite
- University Information System → i.e. PURE
- Most Publishers submission platforms
- Research platforms → Octopus, SSRN ([list here](#))
- Funders application and reporting platforms → Je-S, Researchfish

This will allow you:

- To reduce manual data entry: information in linked systems can be automatically updated
- To save time spent filling submission forms: log in to a system with your ORCID credential and the 'auto-populate' function will fill in the information.
- To eliminate the need to memorise multiple passwords to access different systems and reduce the risks of data entry errors.

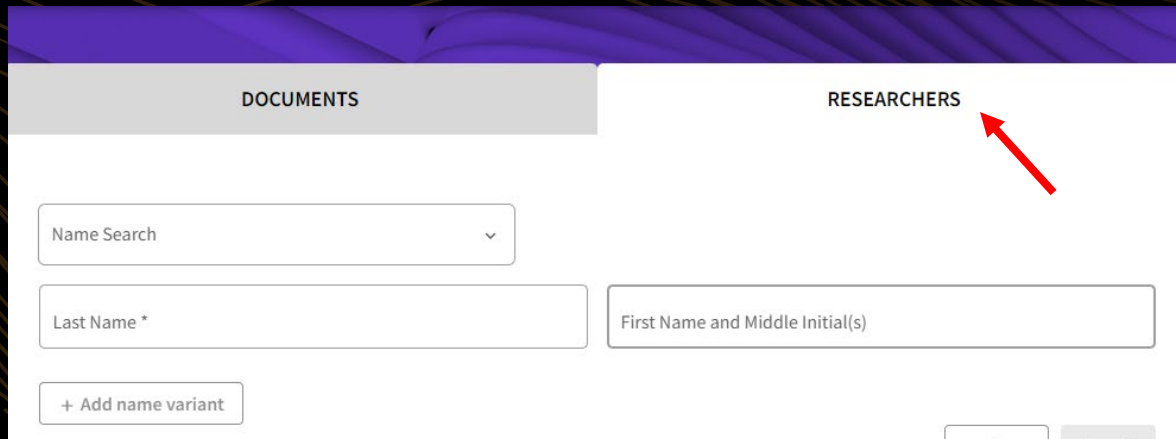
Reduce your admin burden

5.1 Integrating ORCID with Web of Science and Scopus

Guidance at: [Manage your Researcher Profiles | Library | The University of Aberdeen \(abdn.ac.uk\)](#)

Step 1: check if you have a Web of Science and Scopus profile

- Go to [Author Search - Web of Science Core Collection](#) or [Scopus - Document search](#) and type your name in the author search box



DOCUMENTS

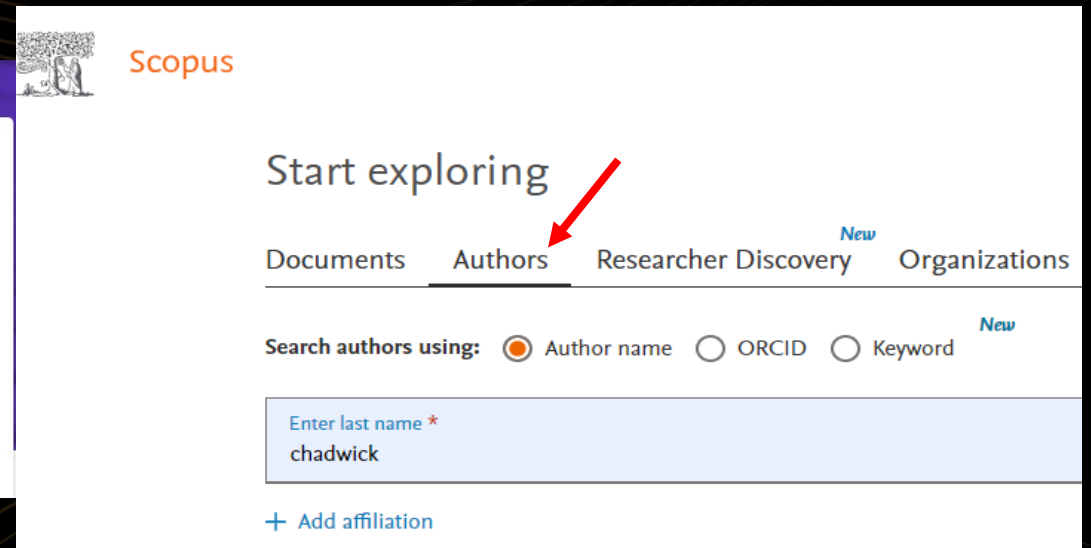
RESEARCHERS

Name Search

Last Name *

First Name and Middle Initial(s)

+ Add name variant



Scopus

Start exploring

Documents Authors Researcher Discovery Organizations

Search authors using: Author name ORCID Keyword

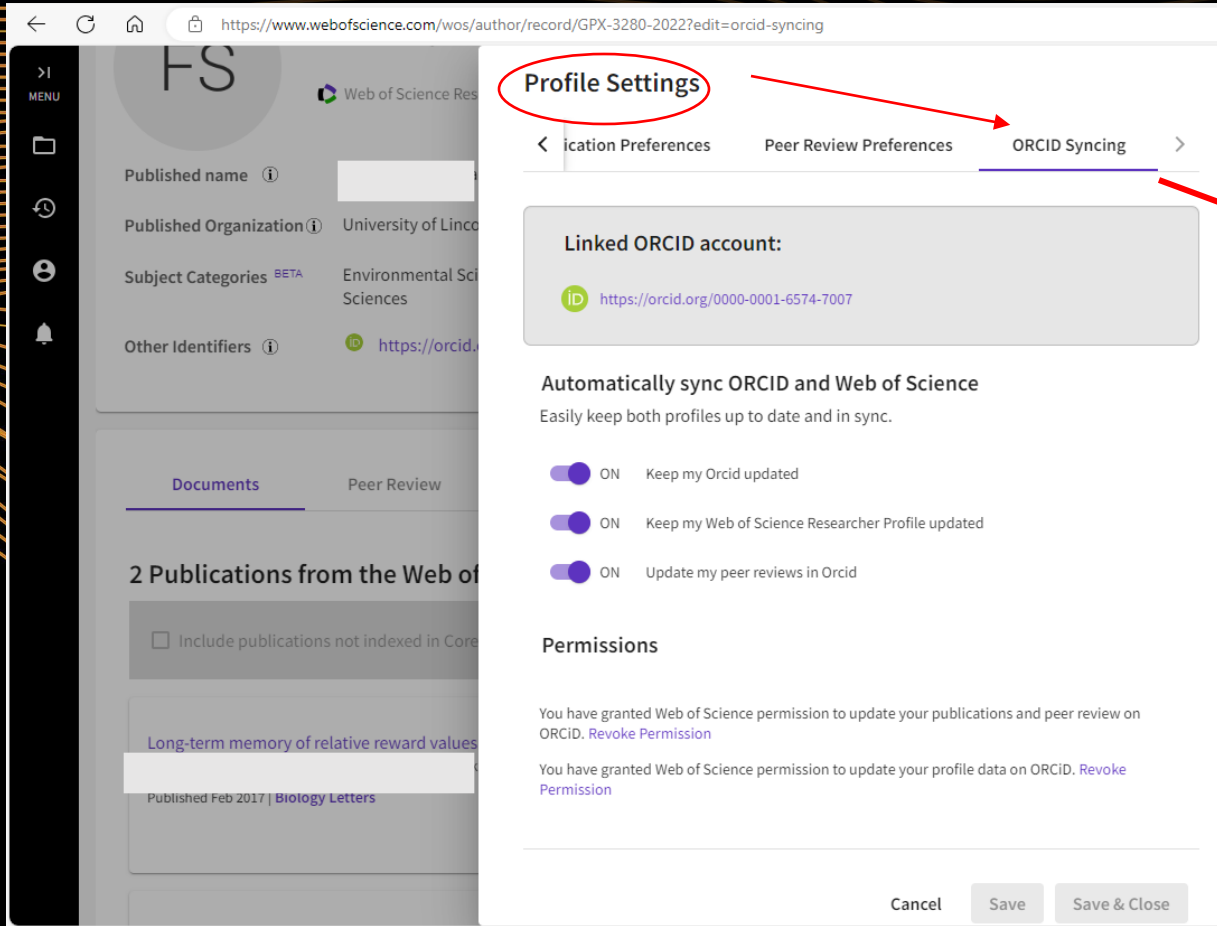
Enter last name *
chadwick

+ Add affiliation

STEP 2: Check carefully that the profile is yours (look at the publications and affiliation)

STEP 3: Connect your profile to your ORCID

Connect and Authorise



Profile Settings

Publication Preferences Peer Review Preferences **ORCID Syncing**

Linked ORCID account:
id https://orcid.org/0000-0001-6574-7007

Automatically sync ORCID and Web of Science
Easily keep both profiles up to date and in sync.

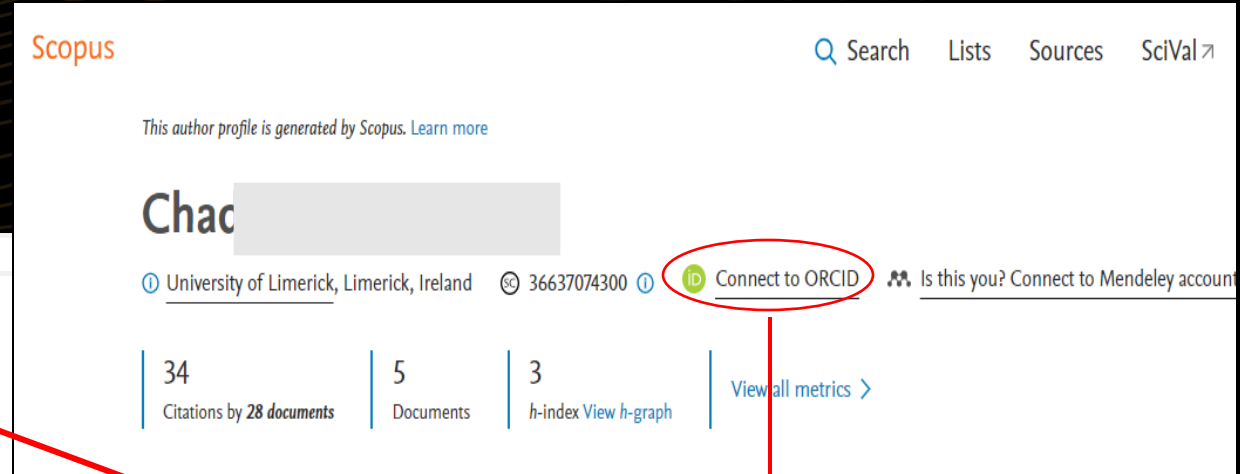
- ON Keep my Orcid updated
- ON Keep my Web of Science Researcher Profile updated
- ON Update my peer reviews in Orcid

Permissions

You have granted Web of Science permission to update your publications and peer review on ORCID. [Revoke Permission](#)

You have granted Web of Science permission to update your profile data on ORCID. [Revoke Permission](#)

Cancel Save Save & Close



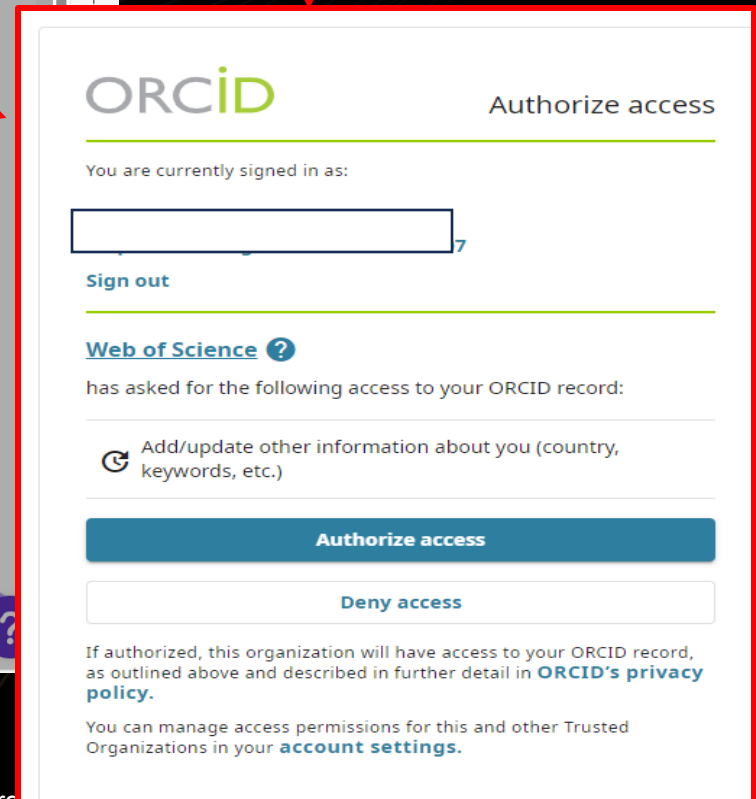
Scopus

This author profile is generated by Scopus. [Learn more](#)

Chac

University of Limerick, Limerick, Ireland 36637074300 **id Connect to ORCID** Is this you? [Connect to Mendeley account](#)

34 Citations by 28 documents | 5 Documents | 3 h-index [View h-graph](#) | [View all metrics >](#)



ORCID Authorize access

You are currently signed in as:

7

[Sign out](#)

[Web of Science ?](#)

has asked for the following access to your ORCID record:

- Add/update other information about you (country, keywords, etc.)

[Authorize access](#)

[Deny access](#)

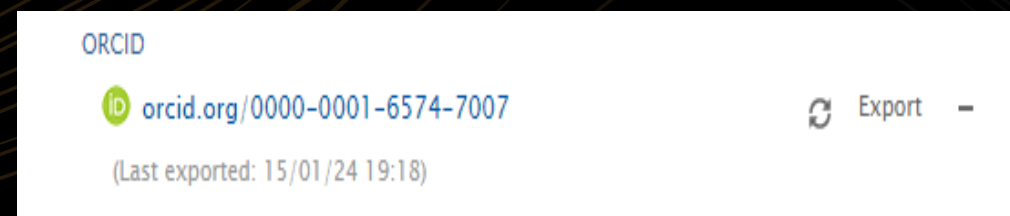
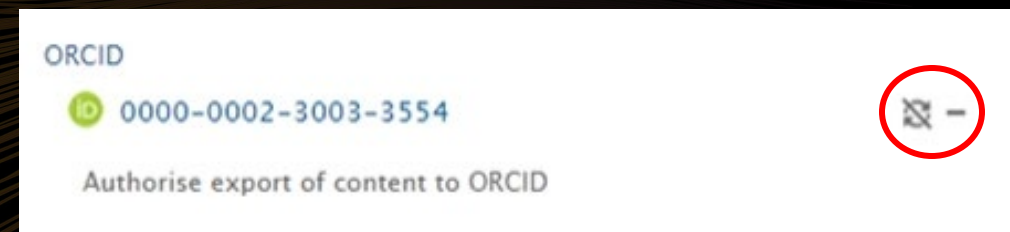
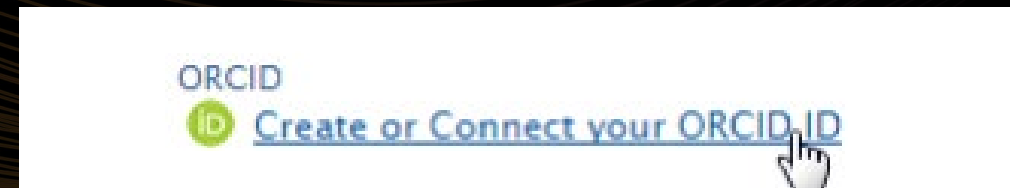
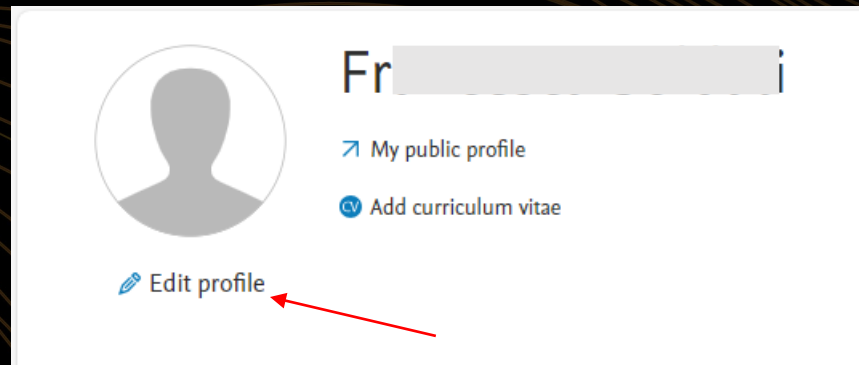
If authorized, this organization will have access to your ORCID record, as outlined above and described in further detail in [ORCID's privacy policy](#).

You can manage access permissions for this and other Trusted Organizations in your [account settings](#).

5.2 Integrating ORCID with PURE

Pure is the University's Research Information system; it holds a range of research-related outcomes, impact, activities, and promotes the University's research excellence to the wider community.

1. Login to your PURE: [Pure - Login \(abdn.ac.uk\)](https://pure.abdn.ac.uk)
2. Click on Edit Profile under your picture
3. Connect and authorise your ORCID



Total ORCID integrated with Pure: 889

Average number of works added to ORCID via integration per year: 6,417

[ORCID](#) | [StaffNet](#) | [The University of Aberdeen \(abdn.ac.uk\)](#)

5.3 Integrating ORCID with Researchfish

Researchfish is a web-based system, used by funders, research institutions and researchers to collect information on funded research activities. Annually, funded researchers and students are asked to submit data about their outputs, outcomes and impacts.



Connecting your ORCID to your Researchfish account ensures that your research activities stay current, saving valuable time when a report is needed.

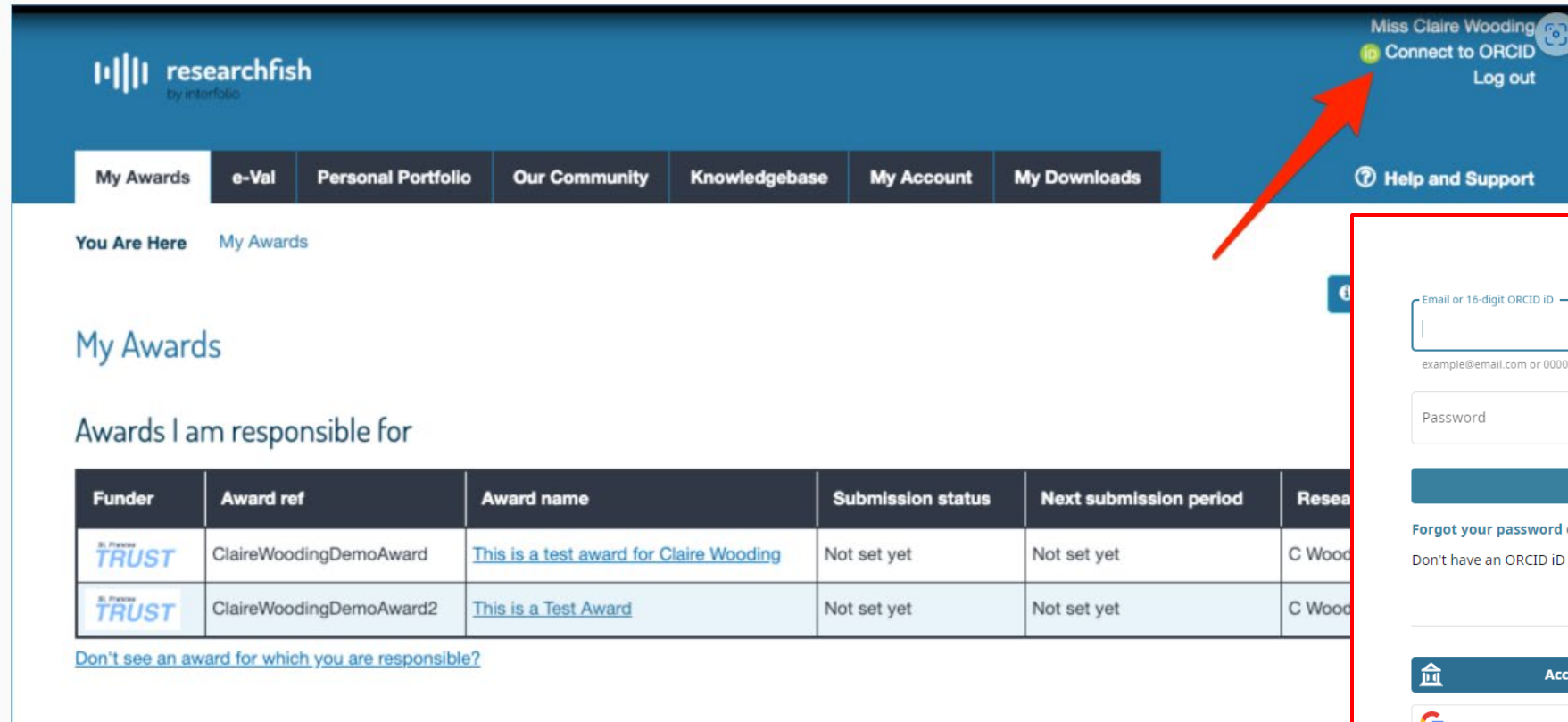
Further Information and guidance: [Funder Reporting](#) | [StaffNet](#) | [The University of Aberdeen \(abdn.ac.uk\)](#)

Connect to ORCID



For further information take a look at the benefits of connecting your researchfish and ORCID accounts .

Step 1:

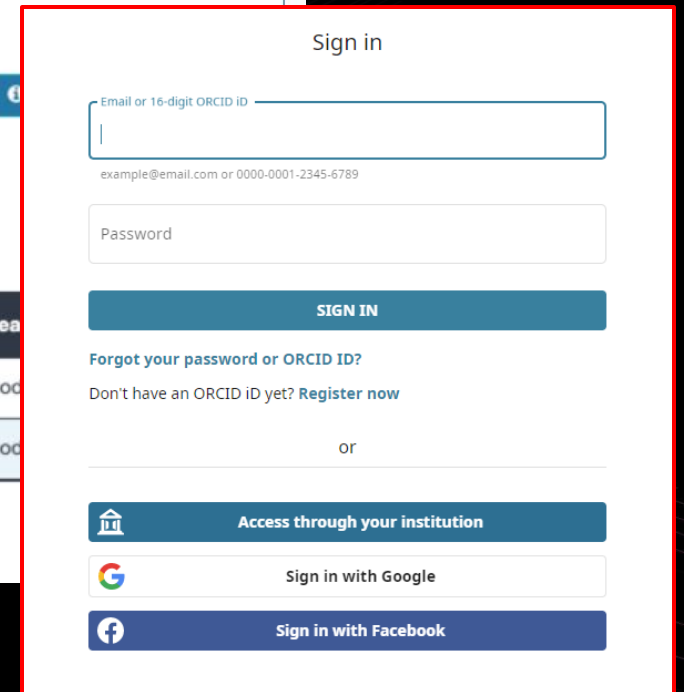
Click on the 'Connect to ORCID' on the top right corner of the screen, under your name.



The screenshot shows the researchfish user interface. At the top right, the user's name 'Miss Claire Wooding' is displayed next to a profile icon. Below the name, there is a 'Connect to ORCID' button with an ORCID icon, and a 'Log out' link. A red arrow points to the 'Connect to ORCID' button. Below the header, there is a navigation menu with items: 'My Awards', 'e-Val', 'Personal Portfolio', 'Our Community', 'Knowledgebase', 'My Account', 'My Downloads', and 'Help and Support'. Below the navigation menu, there is a breadcrumb trail 'You Are Here > My Awards'. The main content area is titled 'My Awards' and 'Awards I am responsible for'. It contains a table with columns: 'Funder', 'Award ref', 'Award name', 'Submission status', 'Next submission period', and 'Researcher'. The table has two rows of award data.

Funder	Award ref	Award name	Submission status	Next submission period	Researcher
 TRUST	ClaireWoodingDemoAward	This is a test award for Claire Wooding	Not set yet	Not set yet	C Wood
 TRUST	ClaireWoodingDemoAward2	This is a Test Award	Not set yet	Not set yet	C Wood


[Don't see an award for which you are responsible?](#)



The 'Sign in' modal form contains the following elements:

- Input field for 'Email or 16-digit ORCID ID' with a placeholder example: 'example@email.com or 0000-0001-2345-6789'.
- Input field for 'Password'.
- 'SIGN IN' button.
- Links for 'Forgot your password or ORCID ID?' and 'Don't have an ORCID iD yet? Register now'.
- 'or' separator.
- 'Access through your institution' button with a building icon.
- 'Sign in with Google' button with the Google logo.
- 'Sign in with Facebook' button with the Facebook logo.

Manuscript submission



Please Enter the Following

Username:

Password:

Author Login Reviewer Login Editor Login Publisher Login

Or Login via: ID [What is ORCID?](#)

[Send Login Details](#) [Register Now](#) [Login Help](#)

NEW: Login via ORCID
Please note that in addition to logging in via your EM username and password, you can now also log into this journal **using your ORCID username and password**. Visit our [Support Hub page](#) for further support.

Software Copyright © 2024 Aries Systems Corporation.
[Aries Privacy Policy](#) | [Data Privacy Policy](#)

add this site to your pop-up blocker exception list

your browser or site may prevent peer-review related e-mails from being sent.

[Disabling pop-up blockers](#)

LOG IN WITH WEB OF SCIENCE

How does this work?

You can now link your Web of Science account to your ScholarOne accounts. Doing this will enable you to log into any ScholarOne journal using only your Web of Science login credentials. [Read more about WoS login on ScholarOne >](#)

Looking for Log in with ORCID?

You can use your ORCID account as an authentication method for a Web of Science account. Simply click the "Connect your ORCID" button when registering or signing in to your Web of Science account.

[Remind Me Later](#) [Dismiss](#)

Log In

User ID

Password

Log In

Log in using Web of Science™

Resources

- [FAQs & User Guides](#)
- [Journal Home](#)
- [Instructions & Forms](#)
- [Site Support](#)

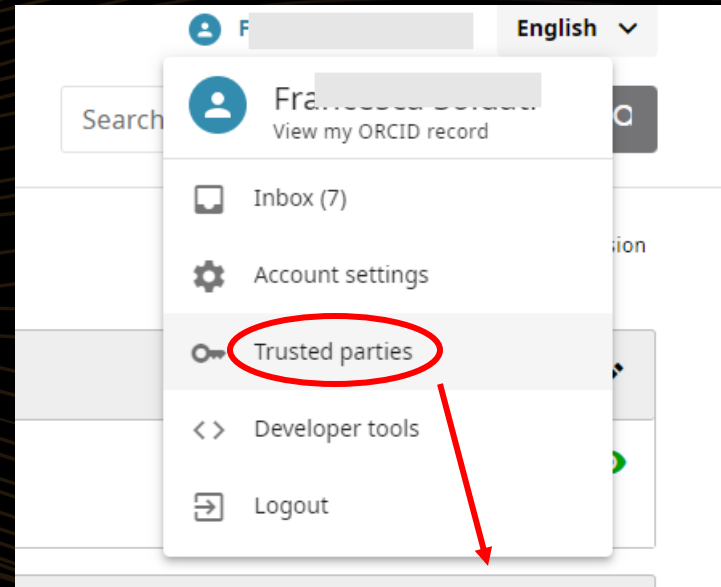
No more multiple identifications
and passwords!!!

Keep in mind...

When you authorise a system to integrate with your ORCID, it can retrieve and modify information from your profile as needed.

Read: [Privacy Policy – ORCID](#)

Remember: you can revoke access to any system you have authorised and control the visibility of your information at any time!



Trusted organizations are those to which you have granted permission to interact with your ID and record, e.g. when submitting a manuscript or grant application. You decide whether to grant this access and you may revoke it at any time.

[Learn more about trusted organizations](#)

> Crossref https://crossref.org/	Access granted: 2019-09-19	Revoke access
> Octopus https://www.octopus.ac/	Access granted: 2022-11-18	Revoke access
> Octopus https://www.octopus.ac	Access granted: 2023-11-29	Revoke access
> Scopus - Elsevier http://orcid.scopusfeedback.com	Access granted: 2023-08-30	Revoke access
> University of Aberdeen - PURE https://pure.abdn.ac.uk	Access granted: 2023-04-25	Revoke access
> Web of Science https://www.webofscience.com	Access granted: 2022-12-09	Revoke access

Take home message:

Adopt, integrate and consistently use ORCID

For the researcher:

Accurate attribution of your work; submit data to only one system and the data propagates across different systems automatically

For scholarly communications:

Research records are better populated; the information about researchers and their works is available to third-party systems through the ORCID record, which results in richer and more accurate metadata

For the institution:

Higher visibility for the outputs in PURE, more accurate data and simplification of administrative processes.

Thank you!

Further info

[ORCID for Researchers - ORCID](#)

[Six Ways to Make Your ORCID iD Work for You! - ORCID](#)

[I'm a Member, Now What?! — Custom Integrations - ORCID](#)

[ORCID | StaffNet | The University of Aberdeen \(abdn.ac.uk\)](#)

[Set Up Your ORCID iD on Vimeo](#)