



## Reset your PIN to use self-service machines – UoA Students and staff

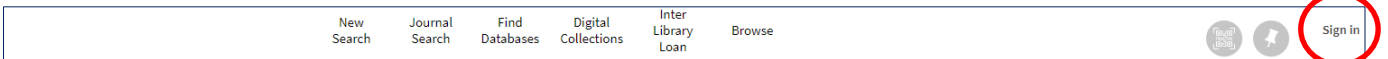
Ewan Grant and Eleni Borompoka, September 2022

QG PRI006 [www.abdn.ac.uk/library/documents/guides/qgpri006.pdf]

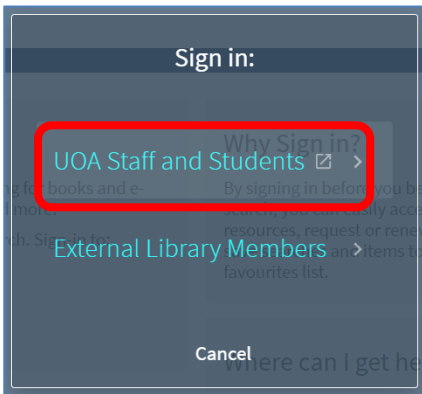
### Introduction

It will be necessary for you to reset your PIN so that you can use our self-service machines. Follow the simple steps below to do this.

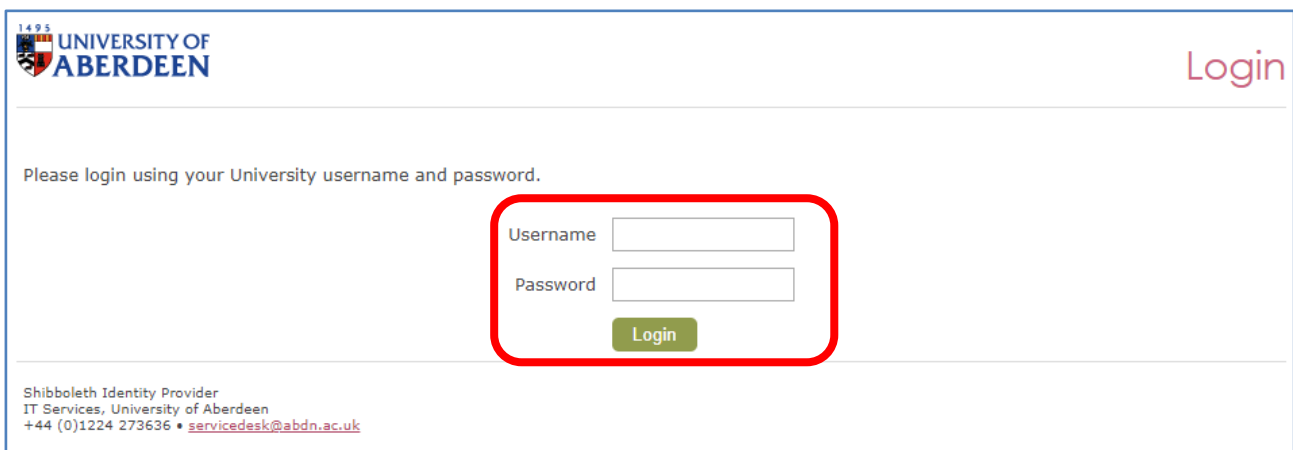
1. Navigate to Primo: <https://abdn.primo.exlibrisgroup.com/>
2. Select **Sign in** at the top right corner – see below



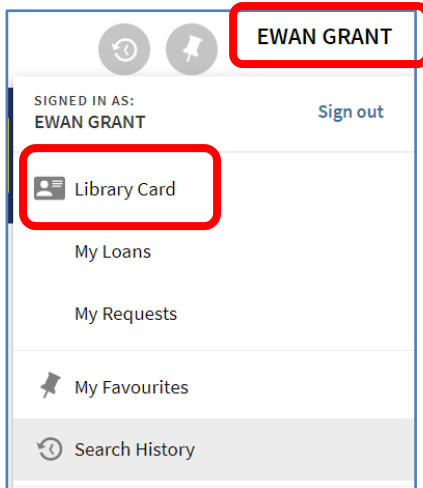
3. A pop-up window will open. Select **UOA Staff and Students** – see below.



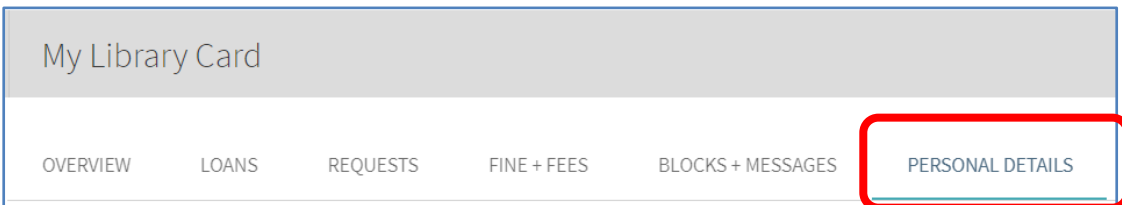
4. The Shibboleth Login window will open as below. Enter UoA Username and Password and click **Login**



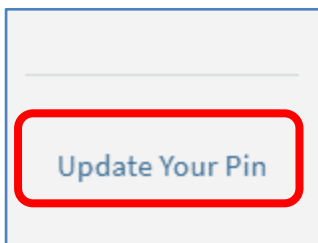
5. Your name will now appear in the top right corner. Click on your name and then select **Library Card**.



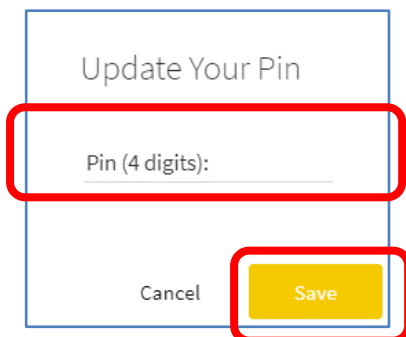
6. The **My Library Card** screen will open. Select **Personal Details** on the far right.



7. Next, click on Update PIN



8. A pop-up window will open. Enter a new 4 digit PIN number and select **Save**.



**Need Help?** If you have any problems with resetting your PIN please speak with Library staff or email [library@abdn.ac.uk](mailto:library@abdn.ac.uk)